

G149FN Push Lock Fastener

Push-turn type · For horizontal use only

Features

- Simply push in the pin to lock, and rotate its head to remove
- Easy to operate fastener with firm connection
- Lock can be opened just by rotating the pin head 90° to left or right with a screwdriver
- Composed of two parts (plug body and socket), each with one-touch installation

Notes

- For horizontal use only
- Usage for sideways or ceiling mounting, with load directly applied to the body, may cause damage.

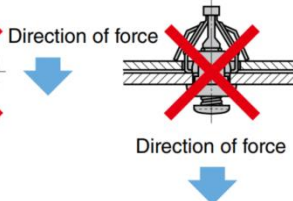
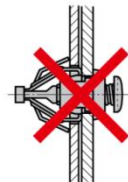
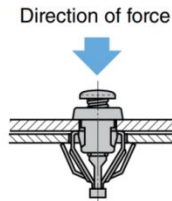


Plug



Socket

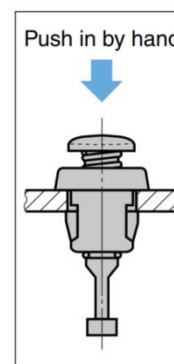
Application Example



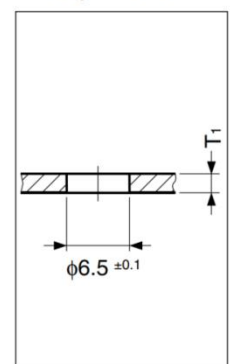
No.	Part Name	Material	Finish/Colour
①	Pin	Stainless Steel (SUS430)	Plain
②	Cap	Polyacetal (POM)	Grey

[Plug]

Installation Dimensions

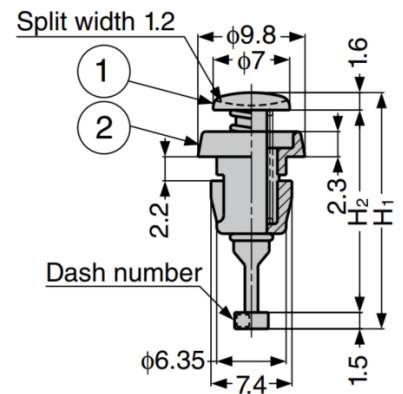
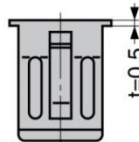
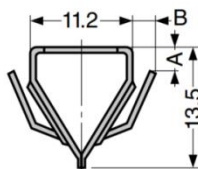
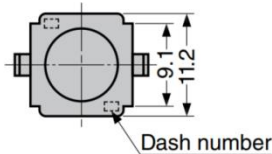
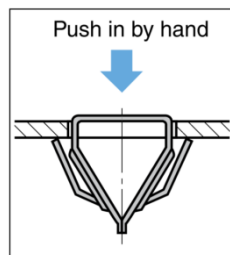


Mounting Hole Dimensions

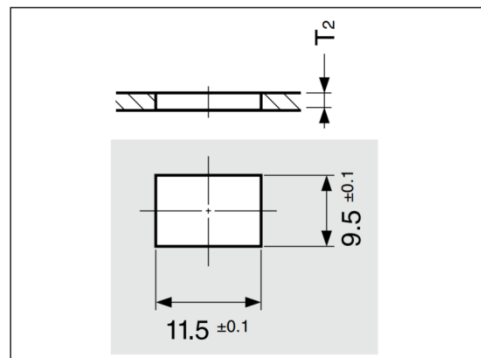


[Socket]

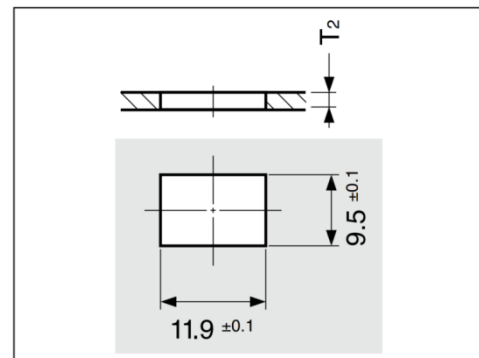
Installation Dimensions



Mounting Hole Dimensions: When board thickness $T_2=1.2 - 2.5$

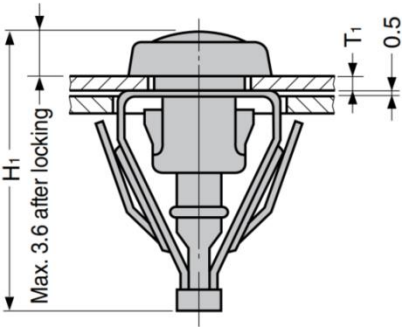


Mounting Hole Dimensions: When board thickness $T_2=2.6$



[Plug Selection]

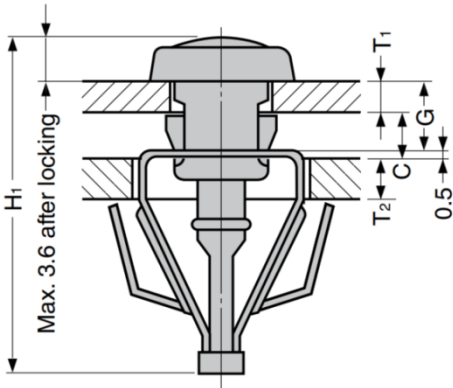
Ⓐ Plug board thickness T_1 is thin (0.6 - 2.2mm)



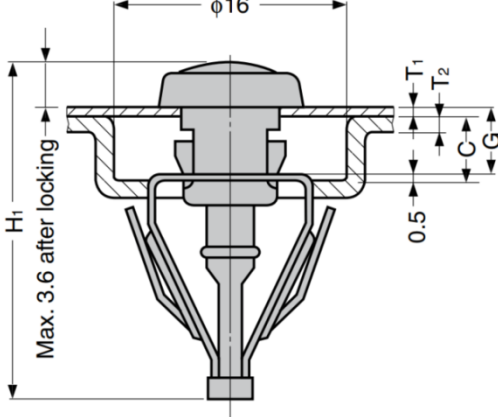
Ⓐ

Item Name	Plug Board Thickness T_1	H_1
G149FN-1-2 / G149FN-1-3	0.6 - 1.4	19.2
G149FN-2-2 / G149FN-2-3	1.4 - 2.2	20

Ⓑ Clearance C between plug board thickness T_1 and socket board thickness T_2



Ⓒ No clearance C between plug board thickness T_1 and socket board thickness T_2



Ⓑ, Ⓒ

Item Name	$G=T_1+C-0.5$	Plug Board Thickness T_1	C
G149FN-1-2 / G149FN-1-3	0.6 - 1.4	0.6 - 1.4	1.3 - 0.5
G149FN-2-2 / G149FN-2-3	1.4 - 2.2	0.6 - 2.2	2.1 - 0.5

Note) The combination of T_1 and C in each line of the table above refers to $[T_1+C-0.5 \leq G \text{ max. value}]$.

1. $T_1(0.8)+C(1.0)-(0.5)=G$

2. $T_1(0.8)+C(1.3)-(0.5)=G$

$G=1.3 \rightarrow$ Use G149FN-1-2 / G149FN-1-3

$G=1.6 \rightarrow$ Use G149FN-2-2 / G149FN-2-3

Sold in pairs (plug and socket 1 pc each). When ordering, "1" is for one set.

Part No.	H_1	H_2	A	B	Socket Board Thickness T_2	Socket Material
G149FN-1-2	19.2	16.1	2.9	1.5	1.2 - 1.8	Stainless Steel 304
G149FN-1-3			3.8	2.1	1.8 - 2.6	
G149FN-2-2	20	16.9	2.9	1.5	1.2 - 1.8	
G149FN-2-3			3.8	2.1	1.8 - 2.6	